


Tough Meets Versatile.

High speed plowing is no match for
Henke's Alaska Expressway plow.



Find what we have for you.
888.682.9010 • www.henkemfg.com

HENKE 

One of the industry's toughest plows for high speed plowing.

Designed for high speed plowing, and throwing the snow far from the road, Henke's AK-EXP offers the versatility needed for any county or state highway plowing.

- Unique straight-to-flared moldboard design Improves driver visibility when transporting plow.
- Adjustable slotted trip mechanism with innovative Dual Spring-in-Spring design allows the perfect amount of down-pressure to reduce chattering and prevent damage. Absorbs up to 9,000lb shock load before safety shear bar is engaged.

SPECIFICATIONS

Moldboard: 40" Intake, 57" Discharge

Weight 2400-4000lbs — Depending on configuration

Spring-in-Spring: Slotted trip rated for up to 9000lb shock load

Available in 11ft and 12ft lengths

Compatible with multiple hitch configurations:

Parallel Lift, UQH, Pin Hitch, etc.

OPTIONS:

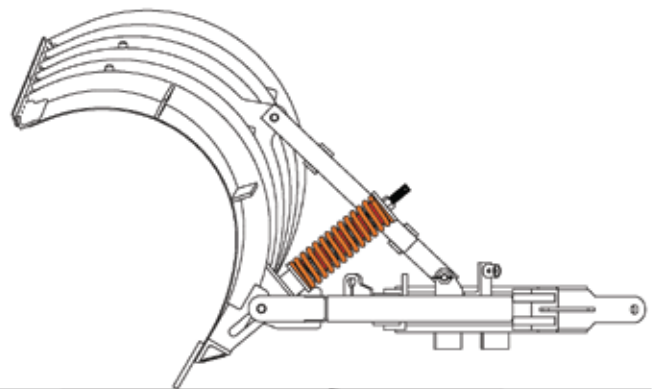
Available with either Rolled Circle, Tube Table, or Parallel Lift style pushframe

Supporting You.

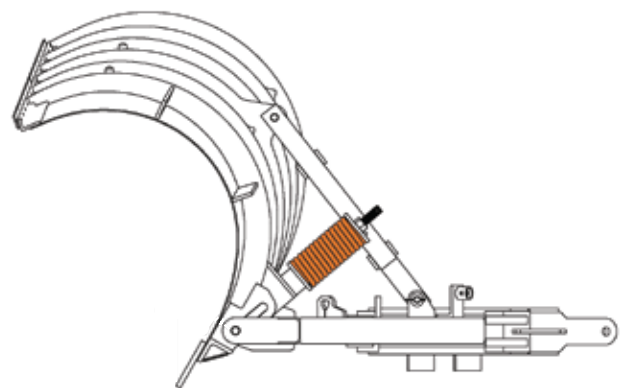
While you're out there keeping roads safe, Henke's got your back with knowledgeable support for each of our plows.



AK-EXP with Parallel Lift Pushframe



Spring-in-Spring Untripped



Spring-in-Spring Tripped: Allows up to 4" of vertical travel