

# SINGLE AND TANDEM AXLE TRUCK PACKAGES



Sourcewell 

Awarded Contract

Contract # 080818-HEN

**HENKE** 

AN ALAMO GROUP COMPANY

## LET US HELP YOU CONFIGURE THE BEST SOLUTION

Henke equipped truck packages are a great solution for getting everything you need in one easy transaction. Our team will work with you to configure and quote the best solution for your application, and Henke's Nationwide Dealer Network will consistently provide first rate service when the need arises.



## IT ALL BEGINS WITH THE CHASSIS

We know you have many different chassis options, and that what you put in your fleet is driven not only by the roads and terrain you need to maintain, but also your budget.

We'll work with you on any part of the chassis selection process and/or the selection of the equipment package, and then help to manage the up-fit process through to delivery to your location.

## DUMP BODIES - YOU HAVE CHOICES

Multiple styles of dump bodies and accessories are available.

- > Mild or stainless steel
- > Elliptical or straight (with various side to floor radius)
- > Western tubular understructure
- > Western I-beam understructure
- > Under body or front telescopic hoist

Many other features and accessories are available, contact us for more details,



## SNOW AND ICE CONTROL EQUIPMENT

When it comes to up-fitting your truck with the right snow-fighting equipment, we know you need to choose the tools that are right for your location. We make that easy with these products:

- › Front plows
- › Wing plows
- › Spreaders/Sanders (Slide-in, Chassis mounted)
- › Under tailgate spreaders/sanders
- › Under body scrapers
- › Hitches



# ULTIMATE PERFORMANCE



**PARALLEL LIFT PLOWS**

## PARALLEL LIFT PLOWS - LEVEL LIFTING AT ALL ANGLES

When Henke introduced the Parallel Lift Plow our goal was to offer a plow that yielded superior plowing performance that was also safer *and* easier to use. Customers who switched from traditional chain-lift plows agree that it meets those goals.

## NOW OFFERING V2.0 - THE NEXT GEN ENHANCED PLOW

Two versions of the next generation plow are available:

1. Parallel Lift Plow V2.0 - Heavy Duty
2. True-Float Parallel Lift Plow - Heavy Duty + Mechanical Float


- ▶ Follows the contours of the road smoothly and effectively without the bouncing and chatter experienced with traditional plows
- ▶ Safe/easy to operate and maintain
  - Easy to connect/disconnect (1 person job)
  - Flat plate hitch is safe: no hazards created by protruding hitch arms
  - Plus the flat plate hitch allows the plow to mount closer to truck and it provides better ground clearance
- ▶ Multiple trip styles available: Full, slotted, torsion, compression

PLOW STYLE	Moldboard*	Trip-edge Styles*	Lengths (ft)	Heights(in)**
C-PLOW/STRAIGHT	10 ga Grade 50, Poly-lined Steel, 304 Stainless Steel	Full-Trip, Slotted-Trip, Torsion Trip-Edge, Compression Trip-Edge	10, 11, 12, 14	30, 36, 42, 48, 50
J-PLOW/STRAIGHT	10 ga Grade 50, Poly-lined Steel, Poly, 304 Stainless Steel	Full-Trip, Torsion Trip-Edge	10, 11, 12, 14	38, 43, 48
EXPRESSWAY (Batwing, Dual Discharge, Alaska Expressway)	10 ga Grade 50, 3/16	Full-Trip, Slotted-Trip	10, 11, 12	Varies
FUNNEL/ONE-WAY	10 ga Grade 50, 3/16	Full-Trip, Slotted-Trip	10, 11, 12	Varies
FOLDING-V (FVX)	10 ga Grade 50	Compression Trip-Edge	10, 11, 12, 14	41
AIRPORT	3/16	Rubber Cushions***	Varies	50, 62/50/62


\*Not all sizes are available with all materials and trip styles. \*\*Not all heights are available in all lengths. Common lengths and heights are listed, others are available upon request. \*\*\*Rubber cushions are technically not a trip style.



Alaska Expressway (Slotted-Trip)



Straight (Full-Trip)




Batwing Expressway (Slotted-Trip)



Dual Discharge Expressway (Slotted-Trip)



Funnel/One-Way (Slotted-Trip)




Folding-V FVX (Compression-Trip)



J-Plow (Torsion-Trip)



Airport (Rubber Cushion)



Extendable Plow


# SHIFT TO THE HIGHER STANDARD TRADITIONAL PLOWS



## HENKE'S MODULAR PLOW SYSTEM - Flexibility to build the best plow for your application

With **over 100 years of experience making snow plows**, Henke has developed a standardized plow line that gives you the flexibility to build the plow you need. By combining different options for height, width, profile, pushframe, trip, hitch, and running gear, you can easily create a highly customized "standard" plow.

- Henke's moldboards with chain-style level lift (or optional sliding level lift) **keeps the plow level** while our **integral snow shield prevents snow from blowing over the top** of the moldboard.
- **Henke's Grade 50 Steel is 39% stronger** than A-36 Steel.
- Henke's **Road Safe pushframe provides maximum strength** and prevents bottom angle bending. **Cylinders are located above the pushframe for protection** against road debris and ease of maintenance.



*From the urban core to the steepest mountain passes, Henke's Road Warrior Plow will conquer your toughest challenges*

	SELECT:	STYLES	MATERIALS	LENGTHS (ft)	HEIGHTS
1	MOLDBOARDS	Straight (C-Style; J-Style) Expressway Funnel/One-Way	Grade 50 Steel 304 Stainless Poly-Lined Steel	10	Varies by Style
				11	
2	PUSHFRAMES	Road Safe* Tube Table** Parallel Lift**	Standard: 119.5" 6 Ribs Heavy Duty: 119.5", 8 Ribs	*Road Safe frame prevents bottom angle bending. Cylinders above frame. **Not available with all moldboard shapes and sizes.	
3	TRIPS <small>(Not all trips are available with every moldboard size and push-frame selection)</small>	ECT EST EXT SLT SSTE	DESCRIPTION		
			External Compression - Spring Enclosed Springs - EST (Single) or DEST (Dual) Extension Spring - 6 Springs or 8 Springs Slotted Trip - Spring-in-Spring Square Spring Trip-Edge		
4	LIFT SYSTEMS	Standard Lift: 2 Chain level lift design Sliding Level Lift: Improved Performance as plow is angled Parallel Lift: True level lifting as plow is angled and raised or lowered			
5	OPTIONS: <i>Many options are available. A few common ones are listed.</i>	Various Wear Components; Various Running Gear (Runner Shoes, Steel Wheels, Pneumatic Running Gear, Mushroom Shoes - standard or spring loaded) Single or Dual Mouse Ears; Mailbox Cut; Jack Stand; Rod Markers			

# HENKE HITCH SYSTEMS



**FIND THE RIGHT SOLUTION**



## PUTTING IT ALL TOGETHER

Henke offers a wide variety of commonly used truck hitches and truck attachment kits to fit just about any plow hitch being used, anywhere in the country. The following include the most popular hitches that we sell.

- > Flat Plate Hitches
- > SQH Adapter Hitches
- > UQH Hitches
- > Universal Pin-On Hitches
- > QCP Hitches
- > Husting Hitches
- > Quick Link Hitches


## HENKE'S FLAT PLATE HITCH IS BY FAR THE BEST CHOICE FOR YOUR FLEET. SAFE, EASY TO USE, LESS WEAR AND TEAR ON THE TRUCK'S FRONT AXLE.

- > Allows users to remove the plow and adapter hitch when not in use
- > Flat plate weighs significantly less than a typical truck hitch
- > Faster to hook up/unhook plows
- > Better ground clearance than traditional hitches
- > Increased safety.


## HENKE'S SQH ADAPTER HITCH CONNECTS A FOLD-DOWN, TELESCOPING ARM TO YOUR FLAT PLATE HITCH



STANDARD SQH ADAPTERS ARE AVAILABLE IN THESE CONFIGURATIONS:




Universal Quick-Hitch (UQH)



Universal Pin-On



QCP Hitch



Quick Link Hitch

# TRUE FLOAT WINGS

POSTLESS PATROL WING  
ELIMINATES CHATTER



WATCH VIDEOS ON OUR  
YOUTUBE CHANNEL



## THE ONLY TRUE-FLOAT, NON-TRAILING WING ON THE MARKET

Henke's **parallel lift link** doesn't bind up like traditional "slide style" wings. The unique true-float, non-trailing design reduces wing chatter and increases effectiveness at cutting through packed snow and ice.

- > The MOST vertical float of all postless wings
- > More durable than traditional slide style wings
- > Available in full-trip, trip-edge, and non-trip models
- > Truck hitch compatibility (front mount only):  
Non-tilt, Manual-tilt or Power-tilt
- > Multiple mounting locations:
  - Front-mount
  - Mid-mount with rear attachment mounted in front of tires, behind tires, or between tandems
- > Moldboard heights:
  - Tapered (29" intake, 36" discharge)
  - Straight (31")
- > Moldboard lengths (in feet): 8, 9, 10, 11, 12

Mounting Locations	Benching Heights (in)	Trips	Lifts	Pushbeams
Front	14.5	Full-Trip Trip-Edge* Non-Trip	Front** Rear	Spring Cushioned Single Hydraulic Adjustable Single Spring Cushioned Dual
Mid	12.5	Full-Trip Trip-Edge* Non-Trip	Front** Rear	Spring Cushioned Single Hydraulic Adjustable Single Spring Cushioned Dual

\*Add 5" to moldboard heights with Trip-Edge \*\*Front lift available with single pushbeam only


## AVAILABLE IN BOTH FRONT AND REAR LIFT



Front Lift Single Pushbeam  
(shown with spring cushioned pushbeam)



Rear Lift Single Pushbeam  
(shown with hydraulic adjustable pushbeam)



Rear Lift Dual Pushbeam  
(shown with spring cushioned pushbeam)

MID-MOUNT AND FRONT-MOUNT WINGS DESIGNED TO FUNCTION IN ALL KINDS OF ENVIRONMENTS

# SLIDE POST WINGS

We recognize that not all plowing situations are the same for every customer. Henke works with you to determine the best wing system for your truck and environment. The chart below illustrates a few of our most popular wing selections.

- ▶ Moldboard heights:
  - Tapered (29" intake, 36" discharge)
  - Straight (31" )
- ▶ Rear posts available with 48"/68" bench height wings:
  - 34" slide + cable lift
  - 48" slide + hydraulic lift
  - Fixed rear + hydraulic lift



**BUILT TO PERFORM**

Mounting Locations	Benching Heights (in)	Trips	Lifts		Post Style
Front	18	Full-Trip* Trip-Edge** Non-Trip	Front Rear	Spring Cushioned Single Hydraulic Adjustable Single Spring Cushioned Dual	All Hydraulic
	34	Full-Trip* Trip-Edge** Non-Trip	Rear	Spring Cushioned Single Hydraulic Adjustable Single Spring Cushioned Dual	All Hydraulic
	48	Full-Trip* Trip-Edge** Non-Trip	Rear	Spring Cushioned Dual	All Hydraulic
	68	Full-Trip* Trip-Edge** Non-Trip	Rear	Spring Cushioned Dual	Cable Lift
Mid	18	Full-Trip* Trip-Edge** Non-Trip	Front Rear	Spring Cushioned Single Hydraulic Adjustable Single Spring Cushioned Dual	All Hydraulic
	34	Full-Trip*c; Trip-Edge** Non-Trip	Rear	Spring Cushioned Single Hydraulic Adjustable Single Spring Cushioned Dual	All Hydraulic

\*Full-Trip is not available with front lift \*\*Add 5" to moldboard height



*For enhanced operating capability, combine one of Henke's front plows (parallel or traditional lift) with postless or hydraulic wings.*





# UNDER BODY SCRAPERS



## ADD HARDCORE SCRAPING ACTION TO YOUR FLEET

Built strong, built to last, Henke's Under Body Scrapers will provide years of service with minimal maintenance. A 1" heat-treated carbon steel moldboard is available on all 3 models:

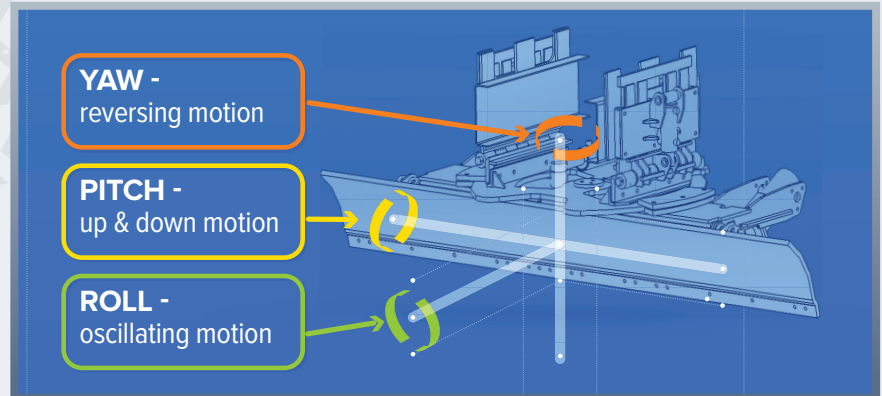
- **Power Swivel (Oscillating)**
- **Power Reversing**
- **Fixed Angle**

Henke Model	Lengths (ft)	Heights (in)	Actuating Cylinders	Reversing Cylinders	Mounting Options
Power Swivel (Oscillating)*	10, 11, 12	15.5	Two 3" bore with 2" nitrited rods	Two 4" bore with 2" nitrited rods	Four heavy duty legs, or Two heavy duty plates
Power Reversing	10, 11, 12	15.5, 17, 20	Two 3" bore with 2" nitrited rods	Two 4" bore with 2" nitrited rods	Four heavy duty legs, or Two heavy duty plates
Fixed Angle	10, 11, 12	15.5, 20	One or two 3" bore with 2" nitrited rods	N/A	Three or four heavy duty legs

\*Power Swivel (Oscillating) Under Body Scraper also includes 2 additional cylinders for oscillation

## A GREAT ALL-SEASON WORKHORSE – REMOVES HARD PACKED SNOW AND ICE; GREAT FOR GRAVEL & SHOULDER ROAD MAINTENANCE

### POWER SWIVEL (OSCILLATING) UBS:



- Rotates on 3 axes - reversing, up & down, oscillating to follow road contours
  - Stainless steel slide plate for smooth operation and durability
- Plus the same bullet points listed below for the Power Reversing UBS*

### POWER REVERSING UBS:

- Solid 2.5" hinge shaft and four (4) hinge-anchor points
- Hangerboard circle clamps 102 sq-in, with poly wear pads
- One piece circle, 1" thick solid steel with 5" center pin
- Crossover relief valve for reversing cylinders
- Down pressure relief valve for actuating cylinders
- ½" x 6" SAE 1084 high carbon steel cutting edge (standard)

### SEVERAL OPTIONS OF CUTTING EDGES AND WEAR GUARDS ARE AVAILABLE, PLUS THESE GREAT ADD-ONS:

- 12" bolt-on extensions adds extra swath (available for 15.5", 20" moldboards)
- Manual reverse option available
- Remote grease line for 5" center pin
- Spiral grease-grooved hinge shaft (makes shaft removal easier)



## HENKE CHANGES THE GAME WITH OUR EXCLUSIVE REMOVABLE/REPLACEABLE CONVEYOR CARTRIDGE

The replaceable cartridge in our innovative Spreader is the easiest conveyor system on the market to service or repair.

### BEST ROI FOR V-BOX SPREADERS ON THE MARKET

The modular design of the removable cartridge reduces cost of ownership by providing longer service life of the main structure and hopper. Just replace a worn-out cartridge conveyor vs. replacing the WHOLE unit.

### FLEXIBILITY TO USE DIFFERENT CONVEYOR SYSTEMS IN 1 UNIT

Choose between a pintle chain, single 9" auger or dual augers. This gives you the control and versatility you need for use of specific materials and spreading applications.



Pintle Chain



Single 9" Auger



Dual Augers

#### SPECIFICATIONS

304 stainless steel construction

Available in 9' - 15' lengths

Fully replaceable conveyor system

Remote chain tensioning

Spinner deflectors are adjustable without tools

Unique telescoping discharge chute for even high-flow rates

Built-in hydraulic lockout systems on all auger spreaders

Spinner drive "shed" prevents clogging & fouling in the chute


Integrated safety features allow tool-free access for routine maintenance



The ONLY V-BOX spreader with a removable conveyor cartridge, the easiest to maintain, most cost-effect solution available.

### WE GIVE YOU OPTIONS

- › Spinners are available in poly or steel versions
- › Adjustable Spinner Chutes are available with dumpover and tilt-up options
- › Safety options- light bars, reflective tape
- › Stationery or swing-up ladder
- › Hopper vertical extension available for increased capacity
- › Top grates, rib mounted rollers, bumper guard, front and side spill shields



HENKE'S VERSATILE, MODULAR SYSTEM IS DESIGNED TO GIVE YOU THE BEST SOLUTION FOR YOUR APPLICATION

### WHEN IT COMES TO LIQUID APPLICATIONS, HENKE GIVES YOU CHOICES

Tanks can be configured to carry from 200 gallons up to 800 gallons of liquid. We also offer an anti-ice spray system with three lane boom pre-wet spray bar. Contact us for more information.



AN ALAMO GROUP COMPANY

### LEARN MORE IN THE VIDEOS ON OUR YOUTUBE CHANNEL



888.682.9010  
henkemfg.com



# THE ULTIMATE CHOICE FOR EASY MAINTENANCE AND SUPERIOR PERFORMANCE




## UNIQUE MULTI-POSITION COVER/BACKPLATE

Henke's UTS-9 features 4 different settings from fully closed to fully open in a 90° flat position. This gives you the easiest position to clean and maintain the 9" auger and spreader unit.



## SET-BACK POSITION FOR INCREASED MATERIAL CAPACITY

Opening the spreader to the set-back position allows for additional tailgate swing giving you increased material capacity.



## SAFETY LOCK-OUT DEVICE

Safety is important at Henke Manufacturing, the UTS-9 is designed to disengage the motor when gaining access to the auger. Additionally, our exclusive side mounting plates limit access during operation.



## BETTER MATERIAL FLOW BY DESIGN

Our sloped rear apron helps shed material from the dump body into the conveyor trough and helps prevent material build-up. This increases your operating uptime and decreases needed cleaning.



## DESIGNED TO BE EASY TO MAINTAIN AND PREVENT DOWNTIME

The offset motor mount makes maintenance a snap while preventing material build-up on the shaft which can prematurely blow a seal.



## FOLD FORWARD CLEAN OUT

The first step in using the fold forward clean out is to disengage the safety lock-out device. The spinner assembly stays attached giving you quick and easy access.



## ALL-SEASON USE

The optional berm chute gives you the flexibility to disperse aggregate.

SPECIFICATIONS
Body is designed to fit below the dump bodies tailgate with outside widths ranging from 94" - 96" Unit overall width: 96" Approximate weight: 66lbs
Heavy-duty 70gauge cover/backplate and trough with 1/4" end-gates
9" diameter carbon steel auger. Auger shaft is tapped at one end to allow installation of speed sensor
3 heavy-duty latches keep clean-out door securely sealed
20" polyurethane spinner disk is adjustable front-to-back and side-to-side and can be removed without tools
Auger motor is offset from hopper body to prevent damage to seal
Quick disconnect mounting kit with 1/4" pins



[Check out our product demo video on YouTube](#)

## A DEDICATED TEAM THAT DELIVERS

Listening to our customers helps us understand the unique challenges they're faced with. That, in turn, helps our engineering and manufacturing team use their expertise to design solutions that perform beyond specs and expectations.

When you call on HENKE, you'll receive first rate service backed by a team of seasoned industry professionals. With HENKE, **your** concern is **our** concern and we do everything we can to create a successful outcome for you.

**HENKE'S HXC Cartridge Spreader, The only V-Box Spreader on the market with a removable conveyor system, designed to be easy to maintain and cost-effective for the long haul.**

[Learn more about it in our YouTube video](#)



AN ALAMO GROUP COMPANY

888.682.9010  
henkemfg.com

# HENKE: ENGINEERED TO GIVE YOU THE BEST

## BUILT WITH THE CUSTOMER IN MIND

Listening to our customers helps us understand the unique challenges they're faced with. That, in turn, helps our engineering and manufacturing team use their expertise to design solutions that perform beyond specs and expectations.



## A DEDICATED TEAM THAT DELIVERS

When you call on HENKE, you'll receive first rate service backed by a team of seasoned industry professionals. With HENKE, **your** concern is **our** concern and we do everything we can to create a successful outcome for you.

## VISIT HENKE ON YOUTUBE...

*You'll find short, informative videos highlighting product features and benefits. Subscribe to the channel as new videos are constantly added.*

Sourcewell  SM

Awarded Contract

Contract # 080818-HEN

**HENKE** 

AN ALAMO GROUP COMPANY

**888.682.9010**  
**henkemfg.com**