

HIGH PERFORMANCE PRODUCTS FOR TRUCKS



PLOWS / WINGS / SCRAPERS / SPREADERS

HENKE®

AN ALAMO GROUP COMPANY

PARALLEL LIFT PLOWS

HENKE®

henkemfg.com

When superior plowing performance, ease of operation and all around safety is important, these plows are the #1 solution.

➤ **Level lifting at all angles**

➤ **Follows the contours of the road smoothly and effectively** without the bouncing and chatter experienced with traditional plow

➤ **Safe/easy to operate and maintain**

- Easy to connect/disconnect (1 person job)
- One common cylinder for lift and reversing
- Flat plate hitch is safe: no hazards created by protruding hitch arms
- Plus the flat plate hitch allows the plow to mount closer to truck and it provides better ground clearance

➤ **Multiple trip styles available:** Full, slotted, torsion, compression

PLOW STYLE	Moldboard*	Trip Styles*	Lengths (ft)	Heights(in)**
STRAIGHT	10 ga, Poly-lined Steel, 304 Stainless Steel	Full Trip, Slotted Trip, Torsion Trip, Compression Trip	10, 11, 12, 14	30, 36, 41, 48
J PLOW	10 ga, Poly-lined Steel, 304 Stainless Steel	Torsion Trip	10, 11, 12	30, 36, 41, 45, 48
EXPRESSWAY (Batwing, Dual Discharge, Alaska Expressway)	10 ga, 3/16	Slotted Trip	10, 11, 12	Varies
FUNNEL/ONE-WAY	10 ga, 3/16	Slotted Trip	10, 11, 12	Varies
FOLDING-V (FVX)	10 ga	Compression Trip	10, 11, 12, 14	41
AIRPORT	10 ga, 3/16	Torsion Trip, Rubber Cushions***	Varies	50, 62/50/62

*Not all sizes are available with all materials and trip styles. **Not all heights are available in all lengths. Common lengths and heights are listed, others are available upon request. ***Rubber cushions are not a trip style.

ADVANCED TECHNOLOGY
AND FEATURES

ULTIMATE
PERFORMANCE



Alaska Expressway (Slotted Trip)



Alaska Expressway (Slotted Trip)



Straight (Full Trip)



Batwing Expressway (Slotted Trip)



Dual Discharge Expressway (Slotted Trip)



Funnel/One-Way (Slotted Trip)



Folding-V FVX (Compression Trip)



J-Plow (Torsion Trip)



Airport (Rubber Cushion)



**PUTTING IT ALL
TOGETHER**




Henke offers a wide variety of commonly used truck hitches and truck attachment kits to fit just about any plow hitch being used, anywhere in the country. The following include the most popular hitches that we sell.

- Flat Plate Hitches
- SQH Adapter Hitches
- UQH Hitches
- Universal Pin-On Hitches
- QCP Hitches
- Husting Hitches
- Quick Link Hitches

HENKE'S FLAT PLATE HITCH IS BY FAR THE BEST CHOICE FOR YOUR FLEET. SAFE, EASY TO USE, LESS WEAR AND TEAR ON THE TRUCK'S FRONT AXLE.

- Allows users to remove the plow and adapter hitch when not in use
- Flat plate weighs significantly less than a typical truck hitch
- Faster to hook up/un-hook plows
- Better ground clearance than traditional hitches
- Increased safety.

HENKE'S SQH ADAPTER HITCH CONNECTS A FOLD-DOWN, TELESCOPING ARM TO YOUR FLAT PLATE HITCH



STANDARD SQH ADAPTERS ARE AVAILABLE IN THESE CONFIGURATIONS:



Universal Quick-Hitch (UQH)



Universal Pin-On



QCP Hitch



Quick Link Hitch




SHIFT TO THE HIGHER STANDARD



HENKE'S MODULAR PLOW SYSTEM - Flexibility to build the best plow for your application

With **over 100 years of experience making snow plows**, Henke has developed a standardized plow line that gives you the flexibility to build the plow you need. By combining different options for height, width, profile, pushframe, trip, hitch, and running gear, you can easily create a highly customized "standard" plow.

- Henke's moldboards with chain style level lift (or optional sliding level lift) **keeps the plow level** while our **integral snow shield prevents snow from blowing over the top** of the moldboard.
- **Henke's Grade 50 Steel is 39% stronger** than A-36 Steel.
- Henke's **Road Safe pushframe provides maximum strength** and prevents bottom angle bending. **Cylinders are located above the pushframe for protection** against road debris and ease of maintenance.



From the urban core to the steepest mountain passes, Henke's Road Warrior Plow will conquer your toughest challenges

	SELECT:	STYLES	MATERIALS	LENGTHS (ft)	HEIGHTS
1	MOLDBOARDS	Straight Expressway Funnel/One-Way	Grade 50 Steel 304 Stainless Poly-Lined Steel	10 11 12	Varies by Style
2		STYLES	LENGTHS	NOTES	
	PUSHFRAMES	Road Safe* Tube Table** Parallel Lift**	Standard: 119.5” 6 Ribs Heavy Duty: 119.5”, 8 Ribs	*Road Safe frame prevents bottom angle bending. Cylinders above frame. **Not available with all moldboard shapes and sizes.	
3		STYLES	DESCRIPTION		
	TRIPS (Not all trips are available with every moldboard size and pushframe selection)	ECT EST EXT SLT SSTE	External Compression - Spring Enclosed Springs - EST (Single) or DEST (Dual) Extension Spring - 6 Springs or 8 Springs Slotted Trip - Spring-in-Spring Square Spring Trip Edge		
4	LIFT SYSTEMS	Standard Lift: 2 Chain level lift design Sliding Level Lift: Improved Performance as plow is angled Parallel Lift: True level lifting as plow is angled and raised or lowered			
5	OPTIONS: <i>Many options are available. A few common ones are listed.</i>	Various Wear Components; Various Running Gear (Runner Shoes, Steel Wheels, Pneumatic Running Gear, Mushroom Shoes - standard or spring loaded) Single or Dual Mouse Ears; Mailbox Cut; Jack Stand; Rod Markers			

V-PLOWS

TACKLE AND DOMINATE HEAVY SNOW

FOLDING V FVX



The Henke FVX is **ideal for urban/city plowing**, especially for areas with lots of cul-de-sacs and roundabouts. The FVX adjusts to scoop, vee or reversible plowing positions for maximum versatility. FVX is available with Henke's Parallel Lift System or Chain Lift. 41" tall moldboards are 10 ga, Grade 50.

Plow Width (ft)	Width/Swath (in)	Straight	Angled	Vee	Scoop
10	Overall Width	123.26	111.68	116.77	106.60
	Plowing Swath	123.26	101.37	105.89	96.85
11	Overall Width	135.26	126.6	126.6	116.43
	Plowing Swath	135.26	115.72	115.72	106.68
12	Overall Width	147.26	136.43	136.46	126.26
	Plowing Swath	147.26	125.55	125.55	116.51
14	Overall Width	171.26	156.09	151.00	145.91
	Plowing Swath	171.26	145.21	140.69	136.17

FIXED V



The Fixed V-10's unique blade curvature helps **bust through drifts and deep snow to open roads**. 52" nose height, 86" rear height.

- > **Rugged construction** - 10 ga, Grade 50 moldboard, plus reinforced channels for maximum support
- > Three easily-accessible running gear assemblies provide easy adjustment without tools.

POLY FLEX PLOW

EASILY TRANSFORMS WHILE IN OPERATION: Right or Left Discharge, Tall Front Push or Snow Shield Curl



THE MOST FLEXIBLE WAY TO MANAGE SNOW REMOVAL

When you need to combine the advantages of a one-way plow with a reversible plow, Henke's Poly Flex Plow is the answer. This highly adjustable, can be manipulated to handle multiple snow clearing challenges.

- > **Hydraulically adjustable** on the fly
- > **UHMW Polymer** moldboard, will not crack at low temperatures or upon impact
- > **Torsion Trip Edge** easy to adjust and to maintain
- > **Dual Reversing Cylinders**, nitrided rods
- > **Dual Moldboard Contouring Cylinders**
- > **Swivel Feature** to follow road contours
- > **11', 12' and 14' Lengths**, multiple options

TRUE FLOAT WINGS

POSTLESS PATROL WING
ELIMINATES CHATTER



henkemfg.com


Henke's **parallel lift link** doesn't bind up like traditional "slide style" wings. The unique true float, non-trailing design reduces wing chatter and increases effectiveness at cutting through packed snow and ice.

- The MOST vertical float of all postless wings
- More durable than traditional slide style wings
- Available in full trip, trip edge, and non-trip models
- Truck hitch compatibility (front mount only):
 - Non tilt, Manual tilt or Power tilt
- Multiple mounting locations:
 - Front-mount
 - Mid-mount with rear attachment mounted forward of tires, behind tires, or between tandems
- Moldboard heights:
 - Tapered (29" intake, 36" discharge)
 - Straight (31")

Mounting Locations	Benching Heights (in)	Trips	Lifts	Pushbeams
Front	14.5	Full Trip Trip Edge* Non Trip	Front** Rear	Spring Cushioned Single Hydraulic Adjustable Single Spring Cushioned Dual
Mid	12.5	Full Trip Trip Edge* Non Trip	Front** Rear	Spring Cushioned Single Hydraulic Adjustable Single Spring Cushioned Dual

*Add 5" to moldboard heights **Front lift is available with single pushbeam only

The **ONLY TRUE-FLOAT,**
NON-TRAILING WING
ON THE MARKET



[Learn more about it in our video on YouTube.](#)



AVAILABLE IN BOTH FRONT AND REAR LIFT



Front Lift Single Pushbeam
(shown with spring cushioned pushbeam)



Rear Lift Single Pushbeam
(shown with hydraulic adjustable pushbeam)



Rear Lift Dual Pushbeam
(shown with spring cushioned pushbeam)

SLIDE POST WINGS

MID-MOUNT AND FRONT MOUNT WINGS DESIGNED TO FUNCTION IN ALL KINDS OF ENVIRONMENTS



**BUILT TO
PERFORM**

We recognize that not all plowing situations are the same for every customer. Henke works with you to determine the best wing system for your truck and environment. The chart below illustrates a few of our most popular wing selections.

- Moldboard heights:
 - Tapered (29" intake, 36" discharge)
 - Straight (31")
- Rear posts available with 48"/68" bench height wings:
 - 34" slide + cable lift
 - 48" slide + hydraulic lift
 - Fixed rear + hydraulic lift

Mounting Locations	Benching Heights (in)	Trips	Lifts		Post Style
Front	18	Full Trip* Trip Edge** Non Trip	Front Rear	Spring Cushioned Single Hydraulic Adjustable Single Spring Cushioned Dual	All Hydraulic
	34	Full Trip Trip Edge** Non Trip	Rear	Spring Cushioned Single Hydraulic Adjustable Single Spring Cushioned Dual	All Hydraulic
	48	Full Trip Trip Edge** Non Trip	Rear	Spring Cushioned Dual	All Hydraulic
	68	Full Trip Trip Edge** Non Trip	Rear	Spring Cushioned Dual	Cable Lift
Mid	18	Full Trip* Trip Edge** Non Trip	Front Rear	Spring Cushioned Single Hydraulic Adjustable Single Spring Cushioned Dual	All Hydraulic
	34	Full Trip Trip Edge** Non Trip	Rear	Spring Cushioned Single Hydraulic Adjustable Single Spring Cushioned Dual	All Hydraulic

*Full trip is not available with front lift **Add 5" to moldboard height



For enhanced operating capability, combine one of Henke's front plows (parallel or traditional lift) with postless or hydraulic wings.



UNDER BODY SCRAPERS

ADD HARDCORE SCRAPING ACTION TO YOUR FLEET



A GREAT ALL-SEASON WORKHORSE – REMOVES HARD PACKED SNOW AND ICE; GREAT FOR GRAVEL & SHOULDER ROAD MAINTENANCE

Built strong, built to last, Henke's Under Body Scrapers will provide years of service with minimal maintenance. A 1" heat-treated carbon steel moldboard is available in two models – Power Reversing or Fixed Angle.

Henke Model	Lengths (ft)	Heights (in)	Actuating Cylinders	Reversing Cylinders	Mounting Options
Power Reversing	10, 11, 12	15.5, 17, 20	Two 3" bore with 2" nitrited rods	Two 4" bore with 2" nitrited rods	Four heavy duty legs, or Two heavy duty plates
Fixed Angle	10, 11, 12	15.5, 20	One or two 3" bore with 2" nitrited rods	N/A	Three or four heavy duty legs

POWER REVERSING UBS:

- › Solid 2.5" hinge shaft and four (4) hinge-anchor points
- › Hangerboard circle clamps 102 sq-in, with poly wear pads
- › One piece circle, 1" thick solid steel with 5" center pin
- › Crossover relief valve for reversing cylinders
- › Down pressure relief valve for actuating cylinders
- › ½" x 6" SAE 1084 high carbon steel cutting edge (standard)

HENKE'S UNDER BODY SCRAPERS SUPPLY ENOUGH FORCE TO REMOVE HARD PACKED SNOW AND ICE WITHOUT DAMAGING THE ROAD SURFACE

SEVERAL OPTIONS OF CUTTING EDGES AND WEAR GUARDS ARE AVAILABLE, PLUS THESE GREAT ADD-ONS:

- › 12" bolt-on extensions adds extra swath (20" moldboard only)
- › Manual reverse option available
- › Remote grease line for 5" center pin
- › Spiral greased groove hinged shaft (makes shaft removal easier)



BACKED WITH FIRST RATE SERVICE AND OUTSTANDING WARRANTY PROTECTION

888.682.9010
henkemfg.com

HENKE®

AN ALAMO GROUP COMPANY



HENKE CHANGES THE GAME WITH OUR EXCLUSIVE REMOVABLE/REPLACEABLE CONVEYOR CARTRIDGE

The replaceable cartridge in our innovative HXC Spreader is the easiest conveyor system on the market to service or repair.

BEST ROI FOR V-BOX SPREADERS ON THE MARKET

The modular design of the removable cartridge reduces cost of ownership by providing longer service life of the main structure and hopper. Just replace a worn out cartridge conveyor vs. replacing the WHOLE unit.

FLEXIBILITY TO USE DIFFERENT CONVEYOR SYSTEMS IN 1 UNIT

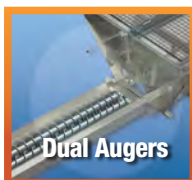
Choose between a pintle chain, single 9" auger or dual augers. This gives you the control and versatility you need for use of specific materials and spreading applications.



Pintle Chain



Single 9" Auger



Dual Augers

SPECIFICATIONS

304 stainless steel construction

Available in 9' - 15' lengths

Fully replaceable conveyor system

Remote chain tensioning

Spinner deflectors are adjustable without tools

Unique telescoping discharge chute for even high-flow rates

Built-in hydraulic lockout systems on all auger spreaders

Spinner drive "shed" prevents clogging & fouling in the chute


Integrated safety features allow tool-free access for routine maintenance



The ONLY V-BOX spreader with a removable conveyor cartridge, the easiest to maintain, most cost-effect solution available.

WE GIVE YOU OPTIONS

- ▶ Spinners are available in poly or steel versions
- ▶ Adjustable Spinner Chutes are available with dumpover and tilt-up options
- ▶ Safety options- light bars, reflective tape
- ▶ Stationery or swing-up ladder
- ▶ Hopper vertical extension available for increased capacity
- ▶ Top grates, rib mounted rollers, bumper guard, front and side spill shields



HENKE'S VERSATILE, MODULAR SYSTEM IS DESIGNED TO GIVE YOU THE BEST SOLUTION FOR YOUR APPLICATION

LEARN MORE, WATCH THE HXC VIDEOS ON OUR YOUTUBE CHANNEL



HENKE®

AN ALAMO GROUP COMPANY

888.682.9010
henkemfg.com



THE ULTIMATE CHOICE FOR EASY MAINTENANCE AND SUPERIOR PERFORMANCE



UNIQUE MULTI-POSITION COVER/BACKPLATE

Henke's UTS-9 features 4 different settings from fully closed to fully open in a 90° flat position. This gives you the easiest position to clean and maintain the 9" auger and spreader unit.



SET-BACK POSITION FOR INCREASED MATERIAL CAPACITY

Opening the spreader to the set-back position allows for additional tailgate swing giving you increased material capacity.




SAFETY LOCK-OUT DEVICE

Safety is important at Henke Manufacturing, the UTS-9 is designed to disengage the motor when gaining access to the auger. Additionally, our exclusive side mounting plates limit access during operation.



BETTER MATERIAL FLOW BY DESIGN

Our sloped rear apron helps shed material from the dump body into the conveyor trough and helps prevent material build-up. This increases your operating uptime and decreases needed cleaning.



DESIGNED TO BE EASY TO MAINTAIN AND PREVENT DOWNTIME

The offset motor mount makes maintenance a snap while preventing material build-up on the shaft which can prematurely blow a seal.



FOLD FORWARD CLEAN OUT

The first step in using the fold forward clean out is to disengage the safety lock-out device. The spinner assembly stays attached giving you quick and easy access.



ALL-SEASON USE

The optional berm chute gives you the flexibility to disperse aggregate.

SPECIFICATIONS

Body is designed to fit below the dump bodies tailgat with outside widths ranging from 94" - 96" Unit overall width: 96" Approximate weight: 66lbs

Heavy-duty 70gauge cover/backplate and trough with 1/4" endgates

9" diameter carbon steel auger. Auger shaft is tapped at one end to allow installation of speed sensor

3 heavy-duty latches keep cleanout door securely sealed

20" polyurethane spinner disk is adjustable front-to-back and side-to-side and can be removed without tools

Auger motor is offset from hopper body to prevent damage to seal

Quick disconnect mounting kit with 1/4" pins



[Check out our product demo video on YouTube](#)

A DEDICATED TEAM THAT DELIVERS

Listening to our customers helps us understand the unique challenges they're faced with. That, in turn, helps our engineering and manufacturing team use their expertise to design solutions that perform beyond specs and expectations.

When you call on HENKE, you'll receive first rate service backed by a team of seasoned industry professionals. With HENKE, **your** concern is **our** concern and we do everything we can to create a successful outcome for you.

HENKE'S HXC Cartridge Spreader, The only V-Box Spreader on the market with a removable conveyor system, designed to be easy to maintain and cost-effective for the long haul.

[Learn more about it in our YouTube video](#)



HENKE®

AN ALAMO GROUP COMPANY

888.682.9010
henkemfg.com

HENKE: ENGINEERED TO GIVE YOU THE BEST

BUILT WITH THE CUSTOMER IN MIND

Listening to our customers helps us understand the unique challenges they're faced with. That, in turn, helps our engineering and manufacturing team use their expertise to design solutions that perform beyond specs and expectations.



A DEDICATED TEAM THAT DELIVERS

When you call on HENKE, you'll receive first rate service backed by a team of seasoned industry professionals. With HENKE, **your** concern is **our** concern and we do everything we can to create a successful outcome for you.

VISIT HENKE ON YOUTUBE...

You'll find short, informative videos highlighting product features and benefits. Subscribe to the channel as new videos are constantly added.

888.682.9010
henkemfg.com

HENKE®

AN ALAMO GROUP COMPANY